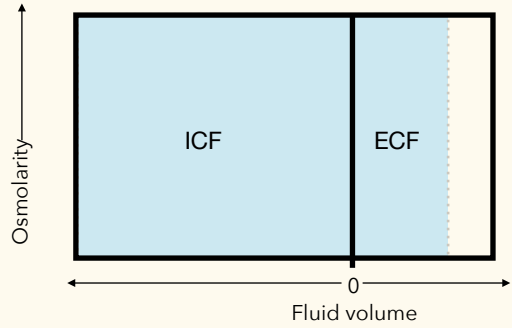
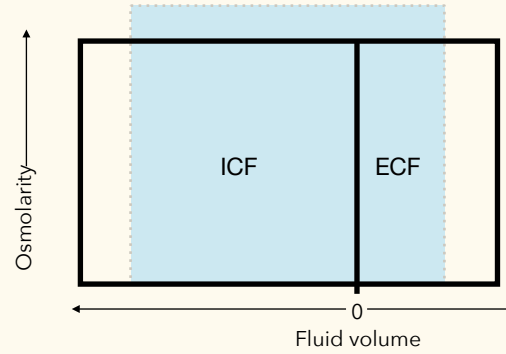


Volume Contraction (\downarrow ECF)

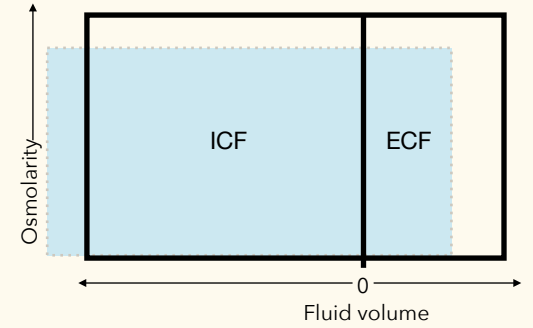
GI hemorrhage, Diarrhea
Normal Osm, Normal ICF, \downarrow ECF



Diabetes Insipidus, Water deprivation
 \uparrow Osm, \downarrow ICF, \downarrow ECF



Adrenal Insufficiency
 \downarrow Osm, \uparrow ICF, \downarrow ECF



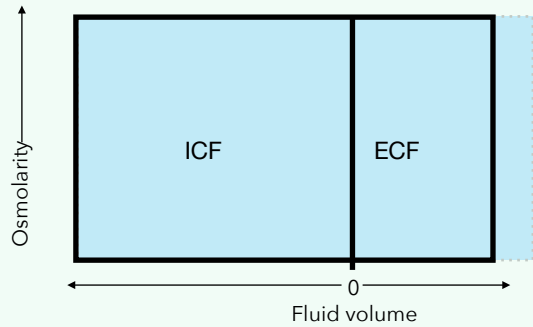
Isosmotic

Hyperosmotic

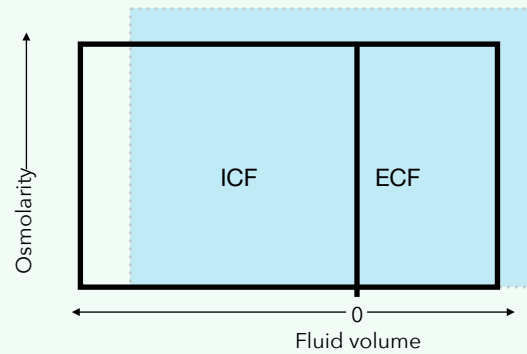
Hyposmotic

Volume Expansion (\uparrow ECF)

Infusion of isotonic NaCl
Normal Osm, Normal ICF, \uparrow ECF



Hypertonic saline infusion
 \uparrow Osm, \downarrow ICF, \uparrow ECF



Primary polydispsia, SIADH
 \downarrow Osm, \uparrow ICF, \uparrow ECF

